

1. Go to the Account Registration Link which was sent to you from your exchange coordinator, then create an account.

https://admissions-office.net/en/applicant/sign_up



The Admissions Office
Offering the choice of colleges from the world map

Create an applicant's account English ▾

• Required fields

Email address •

Email address

Password •

Password

Please enter the new password again

Last name •

Last name

First name •

First name

Middle name

Middle name

Date of birth/gender •

Date of birth

Male Female Other

Display language •

日本語 English

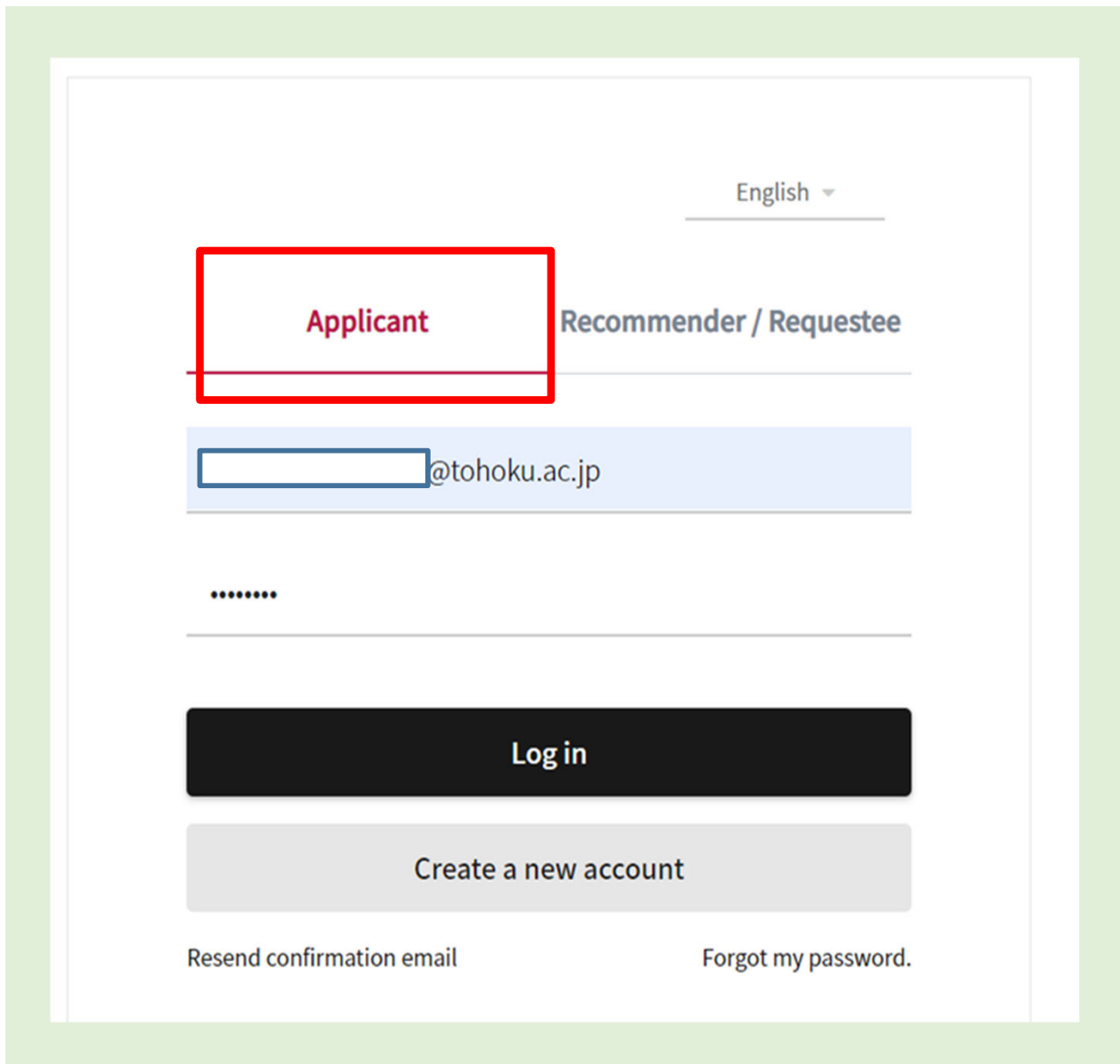
Agree with the [terms and conditions](#)

Agree with the [Handling of personal information](#)

Create an account

Back

2. Log in to The Admissions Office (hereinafter: TAO) website with your newly created account.



The screenshot shows the login interface for the TAO website. At the top right, there is a language dropdown menu set to "English". Below this, there are two radio button options: "Applicant" (which is highlighted with a red rectangular box) and "Recommender / Requestee". Underneath these options is a text input field containing an email address ending in "@tohoku.ac.jp". Below the email field is a password field represented by a series of dots. At the bottom of the form, there are two buttons: a black "Log in" button and a grey "Create a new account" button. At the very bottom, there are two links: "Resend confirmation email" and "Forgot my password."

If the following images appear when you create your account, click “consent” to move on.

The Admissions Office terms and conditions

2022-09-01 ver ▾

These Terms apply concerning the service called The Admissions Office (hereinafter, the “Service”) which is planned and operated by TAO Co., Ltd. (hereinafter, the “Company”) whereby the Service is used by corporations (hereinafter, “Corporate Members”) , persons wishing to register their applications for admission to Corporate Members (hereinafter, “Users”) who have registered as members of the Service, and persons who have been requested to submit recommendations by Users (hereinafter, “Recommenders”)

Article 1 (The Admissions Office)

“The Admissions Office” means the service which the Company provides over the Internet, which enables Corporate Members to edit and publish forms required for admission procedures (the forms consist of standard forms and customized forms which are tailored to Corporate Member’s requirements) and to accept admission applications from Users, also enables Users to submit recommendations for admission to Corporate Members, and to submit application, portfolios and other documents.

Article 2 (Corporate Members)

“Corporate Members” means corporations, colleges, universities and other educational institutions to use the Service using the Service.

Article 28 (Jurisdiction)

All disputes arising in connection with these Terms shall be subject to the jurisdiction of the District Court or Tokyo District Court.

Article 29 (Control)

This Agreement shall be governed by the law of Japan, and shall be interpreted in accordance with the law of Japan between English and Japanese.

Supplementary Provisions

These Terms shall apply to the Service.

Handling of personal information

2022-09-01 ver ▾

TAO Co., Ltd. properly handles personal information as described below in accordance with the Personal Information Protection Policy.

Article 1 (Name of Business Operator)

TAO Co.,Ltd.

Article 2 (Chief Privacy Officer)

Administrative Manager of TAO Co., Ltd.

Article 3 (Purpose of Use)

We use the obtained personal information for the purpose of use as below:

Article 12 (Obtainment of Personal Information through Means that Cannot Be Easily Recognized by Users)

We do not use cookies, web beacons, or other means to obtain personal information in a manner that is not easily recognizable to users.

Consent

3. Search for “Tohoku University”

Notice | English | Login | Account registration

The Admissions Office
Opening the choice of overseas from the world














Search schools | Admission Schemes | Profile | Applications | Favorites | Message | For Educators

Notice | Update Notice of “Terms and Conditions” and “Handling of Personal Information” | 08-26-2022














Find a School you want to apply

If you fill out the “profile” before you start your application, common fields will be automatically reflected when you apply for multiple admission schemes.

Search School with keywords | All schools | All admission schemes | Search

| | | | |
|---|--|--|--|
|  Private Keio University |  Open Private Kwansei Gakuin University |  Private Kyoto University of Advanced Science |  Open Private Kyoto University of Foreign Studies |
|  Private Kyushu Techno College |  Private Musashino University |  Open Private Ritsumeikan University |  Open Private Shibaura Institute of Technology |
|  National The Graduate University for Advanced Studies, SOKENDAI |  National Tohoku University |  Private Tokyo College of Music |  National University of Tsukuba |
|  Open Private Waseda University | | | |

4. Select “Tohoku University”

| | | | |
|--|--|--|--|
|  Private Keio University |  Open Private Kwansei Gakuin University |  Private Kyoto University of Advanced Science |  Open Private Kyoto University of Foreign Studies |
|  Private Kyushu Techno College |  Private Musashino University |  Open Private Ritsumeikan University |  Open Private Shibaura Institute of Technology |
|  National The Graduate University for Advanced Studies, SOKENDAI |  National Tohoku University |  Private Tokyo College of Music |  National University of Tsukuba |
|  Open Private Waseda University | | | |

5. Select “Global Learning Center” under Department/Course name

National

Tohoku University

Department/Course

| | |
|---|---|
| FGL Undergraduate Course > | Graduate school Graduate School of Engineering > |
| Non-degree program Global Learning Center > | Undergraduate School of Engineering > |
| Graduate school Graduate School of Science > | Graduate school 医学系研究科/ Graduate School of Medicine > |
| Graduate school 情報科学研究科/Graduate School of Information Sciences > | Graduate school Graduate School of Biomedical Engineering > |
| Graduate school 薬学研究科 > | |

6. Select “Global Learning Center” under Program/Major name

Search schools > Details > Department/Course

National

Tohoku University / Global Learning Center

Program/Major

| |
|------------------------------------|
| Global Learning Center > |
|------------------------------------|

7. In the list, search for the “Admission scheme” you are going to apply for, then click the name.

If you are going to apply for “COLABS”, select “Tohoku University Exchange Programs (COLABS/Spring/ 20XX)”

Program list:

Tohoku University Exchange Programs (JYPE/Spring/20XX)

Tohoku University Exchange Programs (DEEP/ Spring /20XX)

Tohoku University Exchange Programs (COLABS/Spring/20XX)

Tohoku University Exchange Programs (IPLA/Spring/20XX)

(Image)



[Search schools](#)

[Admission Schemes](#)

[Profile](#)

[Applications](#)

[Favorites](#)

[Message](#)

[Search schools](#) > [Details](#) > [Department/Course](#) > [Program/Major](#)

National

Tohoku University | Global Learning Center | Global Learning Center

Admission Scheme

| Currently open/Currently closed | Admission Scheme | close date/time |
|---------------------------------|--|-----------------|
| Not yet opened | Tohoku University Exchange Programs (DEEP/Spring/2026) | > |
| Not yet opened | Tohoku University Exchange Programs (JYPE/Spring/2026) | > |
| Not yet opened | Tohoku University Exchange Programs (COLABS/Spring/2026) | > |
| Not yet opened | Tohoku University Exchange Programs (IPLA/Spring/2026) | > |

8. Click “Start my application”

Search schools > Details > Department/Course > Program/Major > Admission category

Open

National


Tohoku University | Global Learning Center | Global Learning Center | Tohoku University Exchange Programs (IPLA/Spring/2026)_demo0916

Application details

| | |
|-------------------------------|--------------------------|
| Beginning of application | 09-16-2025 11:05:00(JST) |
| Days left before the deadline | 12 day(s) left |
| Maximum quota | 50 |
| Month and year of entrance | 04/2026 |
| Examination date/time | N/A |
| Examination location | N/A |

The date format for the following item(s) is "MM-DD-YYYY" :Beginning of application

 Favorites

 Start my application

9. Click on the Application Form


Application in progress National

Tohoku University Exchange Programs (IPLA/Spring/2026)_demo0916

- To start online application by PC, please click the left sidebar.
To start online application by smartphone, please click the menu at the top.

[Important Notices]

- Login Session Timeout**
The login session will expire **after 3 hours of inactivity**. If there is no activity for 3 hours, you will be automatically logged out, and **all data that has not been saved up to that point will be lost**.
* For long entries, we recommend typing your text in a notepad and pasting it into the form.
- Browser Function Usage**
Do not use the browser's back button or bookmark function, as this may result in data loss.
- Application Verification**
Before submitting your application, verify all information on the confirmation screen.
No changes can be made after submission.
* Documents added after submission are not included. However, if the added documents require requesting other documents, you will not be able to make the request.

 Cancel my application

 Message

Tohoku University | Global Learning Center | Global Learning Center | Tohoku University Exchange Programs (IPLA/Spring/2026)_demo0916

Progress

0 / 3

Progress of required fields

0 / 3

* indicates a required field.

Prepared by applicant

 FY2026 Spring Exchange Application IPLA *

Prepared by person other than applicant

 Recommendation Form *

 Endorsement Form *

Application details

| | | |
|----------------------------|--------------------------|-----------|
| Beginning of application | 09-16-2025 11:05:00(JST) | XX |
| Application Deadline | 09-30-2025 09:00:00(JST) | |
| Month and year of entrance | 04/2026 | |
| Examination date/time | N/A | |
| Examination location | N/A | |
| Examination fee (JPY) | | |

The date format for the following item(s) is "MM-DD-YYYY": Beginning of application, Application Deadline

Some field(s) have not been filled in yet.

content confirmation

Email

studyab@grp.tohoku.ac.jp

10. Complete each field. All fields with "*Required" must be completed. After finishing, click "Save and go to Next"

Be advised that temporary saving is not available on this system unfortunately. We recommend you fully prepare before inputting the data.

FY2026 Spring Exchange Application COLABS/JYPE/DEEP/IPLA

※This field is only for COLABS

Eligibility * 必須項目

Applicants for COLABS must obtain prior consent from the prospective academic advisor at Tohoku University through the COLABS Consent of Acceptance Request Form (https://docs.google.com/forms/d/e/1FAIpQLSceXxcNTducGln5zZ_qZBJe7CQH5CzZExn81S4o9Roubbqblg/viewform). If you haven't done so, you're not yet eligible to apply through TAO.

COLABS Consent of Acceptance Request Form

Did you receive consent? * Yes, I submitted the Consent of Acceptance Request Form and received consent.

Copy of Consent



ファイルをドラッグ&ドロップするかここをクリックしてください。

Upload the following document as a PDF file with the title, consent.pdf: the email from the prospective academic advisor giving permission to move on to the application step on TAO.
アップロードできるファイルの拡張子は .pdf です。ファイルサイズの上限は20MBです。
PDFのアップロードにつきましては、現在プレビュー機能はありません。
アップロードフィールドにマウスカーソルを合わせることで、アップロードしたPDFのファイル名を確認できます。
また提出完了後であれば、出願詳細画面にある「出願データ」ボタンをクリックし、ダウンロード一覧画面より出願データをダウンロードすることで出願内容を確認できます。

Applicant Information

* Required

FULL NAME *

TOHOKU TARO

Length of characters : 11 / 200

e.g. SMITH JOHN PETER ; Order should be "FAMILY FIRST MIDDLE"; enter name as it appears on passport; use alphabetical characters (A-Z) only. Do not use apostrophe, comma, or umlaut/tréma.

FAMILY NAME *

TOHOKU

Length of characters : 6 / 200

e.g. SMITH; Do not use apostrophe, comma, or umlaut/tréma (ä, ö, ë).

FIRST NAME *

TARO

Length of characters : 4 / 200

e.g. JOHN; Do not use apostrophe, comma, or umlaut/tréma (ä, ö, ë).

MIDDLE NAME

Length of characters : 0 / 200

If applicable; e.g. PETER; Do not use apostrophe, comma, or umlaut/tréma (ä, ö, ë).

Date of Birth *

2000/01/01

Should be a date before the current date.

Age *

22

At the time of application

Sex *

Female Male

As stated on your passport

Marital Status *

Single Married

Nationality 1 *

Japan

x v

As stated on your passport

Nationality 2

If applicable

Contact Information

* Required

| | | |
|-------------------------|--|--------------------------------|
| Email Address * | <input type="text" value="taro-tohoku@tohoku.ac.jp"/> | Length of characters: 24 / 200 |
| | sample: taro-tohoku@tohoku.ac.jp / Tohoku University will contact this email address. Should be in the format of an email address. Only single-byte alphanumeric characters and some symbols can be used. | |
| Secondary Email Address | <input type="text" value="taro-tohoku@gmail.com"/> | Length of characters: 21 / 200 |
| | If available, Tohoku University might also contact this email address as needed. Should be in the format of an email address. Only single-byte alphanumeric characters and some symbols can be used. | |
| Permanent Address * | <input type="text" value="41 kawauchi, Aoba-ward, Sendai-city, Miyagi-prefecture"/> | Length of characters: 54 / 200 |
| | Street Number, Street Name, Apt. No., City, State | |
| Postal Code * | <input type="text" value="980-8576"/> | Length of characters: 8 / 200 |
| Country * | <input type="text" value="Japan"/> | ✕ ▾ |
| Telephone Number * | <input type="text" value="+81227953745"/> | Length of characters: 12 / 200 |
| | e.g. +8123456789 Should be in the format of a phone number. Only single-byte alphanumeric characters and plus and minus symbols (+, -) can be used. | |

Emergency Contact Information

* Required

| | | |
|---|--|--------------------------------|
| Name of Parent/Guardian * | <input type="text" value="TOHOKU JIRO"/> | Length of characters: 11 / 200 |
| | As an Emergency Contact | |
| Relationship with Applicant (Parent/Guardian) * | <input type="text" value="Father"/> | Length of characters: 6 / 200 |
| Age (Parent/Guardian) * | <input type="text" value="50"/> | |
| Occupation (Parent/Guardian) * | <input type="text" value="Teacher"/> | Length of characters: 7 / 200 |
| Address (Parent/Guardian) * | <input type="text" value="41 kawauchi, Aoba-ward, Sendai-city, Miyagi-prefecture"/> | Length of characters: 54 / 200 |
| | Street Number, Street Name, Apt. No., City, State | |
| Postal Code (Parent/Guardian) * | <input type="text" value="980-8576"/> | Length of characters: 8 / 200 |
| Country (Parent/Guardian) * | <input type="text" value="Japan"/> | ✕ ▾ |
| Telephone (Parent/Guardian) * | <input type="text" value="+81227953745"/> | Length of characters: 12 / 200 |
| | e.g. +8123456789 Should be in the format of a phone number. Only single-byte alphanumeric characters and plus and minus symbols (+, -) can be used. | |
| Email Address (Parent/Guardian) | <input type="text"/> | Length of characters: 0 / 200 |
| | If any Should be in the format of an email address. Only single-byte alphanumeric characters and some symbols can be used. | |

Your Passport

* Required

Passport *

Already obtained Applying Not applying yet

Needs to be valid until the end of your participation.

Passport Information

* Required

Passport Number *

AB111111

Length of characters : 8 / 200

Expiry Date *

2025/01/01

Needs to be valid until the end of your participation.
Should be a date of tomorrow or later.

Copy of Passport

* Required

- File name must be "Passport.pdf"
- File size must be 2MB or less
- Upload a copy of your photo ID card etc. Instead, if a copy of passport is not available at the time of application

Copy of Passport *



Only files with the extension of .pdf can be uploaded. Files need to be no larger than 20MB.

Academic Background (Current)

* 必須項目

Country (Home University) *

Name of Home University *

Department (Home University) *

文字数: 0 / 200

Major (Home University) *

文字数: 0 / 200

【For IPLA】 *Sample

Current Year at Home University *

U1 U2 U3 U4 Other

"U" = Undergraduate

Expected Year at Home University *

U1 U2 U3 U4 Other

The year at the time of your participation in the exchange program at Tohoku University *Those who answer "Others" are required to enter your study level

Study Level (Expected Year) *

文字数: 0 / 200

IPLA is targeted at Undergraduate Students. Please enter your study level if you are a graduate student or in the different study level in Japan.

Confirmation *

I have confirmed that The IPLA mainly offers classes related to Japanese Culture that are conducted as class-based, and no research is conducted.

Please check for the confirmation if you are a graduate student or in the different study level in Japan.

Confirmation for your Application *

- The IPLA program is a liberal arts program that includes Japanese language study at the undergraduate level. Graduate students who wish to study abroad for research purposes at the University should contact the graduate school office.
- The IPLA curriculum includes several graduate-level courses, but students are not allowed to take graduate courses outside the IPLA curriculum (however, auditing graduate courses outside the IPLA curriculum without credit may be possible at the discretion of the instructor).
- Students must earn the 15 credits required for completion from the IPLA curriculum. If you wish to take courses outside of IPLA, you must obtain "15 credits from the IPLA curriculum" and then take courses from other subject frameworks. After you consult with your academic advisor and the course instructor, the decision about whether or not you are eligible to take the course will be made.
- Some courses have language requirements and prerequisites (Prerequisites), so there may be cases in which students who wish to enroll in a course may not be able to do so.

When you have verified the contents of all items, check all items.

If you selected "Other" for "Expected Year at Home University *," be sure to check "Study Level (Expected Year) *," "Confirmation," and "Confirmation for your Application *". Confirmation" and 'Confirmation for your Application *'. 13

【For COLABS】 *Sample

Current Year at Home
University *

- U3 U4 U5 M1 M2 M3 M4 M5 D1
 D2 D3 Other

"U" = Undergraduate, "M" = Master Course, "D" = Doctoral Course

Study Level (Current Year)
*

文字数: 0 / 200

Please enter your study level if you are in a different study level in Japan.

Expected Year at Home
University *

- U3 U4 U5 M1 M2 M3 M4 D1 D2
 D3 Other

The year at the time of your participation in the exchange program at Tohoku University

Study Level (Expected
Year) *

文字数: 0 / 200

【For JYPE】 *Sample

Current Year at Home
University *

U1 U2 U3 U4 Other
"U" = Undergraduate

Expected Year at Home
University *

U1 U2 U3 U4 Other
The year at the time of your participation in the exchange program at Tohoku University

【For DEEP】 *Sample

Current Year at Home
University *

U1 U2 U3 U4 Other
"U" = Undergraduate

Expected Year at Home
University *

U1 U2 U3 U4 Other
The year at the time of your participation in the exchange program at Tohoku University

Date of Admission (Home University) *

2024/04/01

Please enter a date before today.

Expected Date of Graduation (Home University) *

2027/09/30

Must be after the participation period of the exchange program at Tohoku University
Please enter a date after today.

Graduated from any other university/college before the current university? *

Yes No

Note:

Applicants must be enrolled in their home universities as regular students during their exchange period.

Spring semester: April – September

Fall semester: October – March

If you choose “Yes” for the column “Graduated from any other university/college before the current university? *”, you are required to answer following column.

Academic Background (Previous University/College)

Fill out the below even if you graduated from the same university for an undergraduate degree.

Name of Previous University/College

TEST Name of Previous University/College

文字数 : 36 / 200

Country (Previous University/College)

Japan

✖ ▾

Department (Previous University/College)

TEST Department (Previous University/College)

文字数 : 42 / 200

Major (Previous University/College)

TEST Major (Previous University/College)

文字数 : 37 / 200

Date of Admission (Previous University/College)

2022/09/01

Date of Graduation (Previous University/College)

2023/09/01

Academic Background (High School)

* Required

Name of High School *

ABC High School

Length of characters : 15 / 200

Country (High School) *

USA

Enrollment Period (From) *

04/2020

Should be a date older than Date of Admission (Home University).

Enrollment Period (To) *

03/2022

Should be a date older than Date of Admission (Home University).

Other Academic Experience

* Required

List ALL the qualifications attained from previous tertiary studies if applicable.

(New-Line-Feed Function Available)

*Answer "N/A" if unavailable

Academic Experience *

[Necessary Information] Institution, Country, Qualification/Degree and Duration (yyyy/m - yyyy/m)

N/A

Length of characters : 3 / 6000

Other Experience

* Required

List ALL the experiences during gaps of SIX months or more in your Academic Background above if applicable.

(New-Line-Feed Function Available)

e.g. Volunteer, Gap Year etc.

*Answer "N/A" if unavailable

Experiences during gaps of 6 months or more *

[Necessary Information] Employer/Institution, Country, Position, Duration (yyyy/m - yyyy/m)

N/A

Length of characters : 3 / 6000

Minimum Language Proficiency:

- JYPE / COLABS:

TOEFL iBT® Test 79 or equivalent*

(TOEFL iBT® Home Edition is available)

- IPLA:

English: TOEFL iBT® 79 or equivalent*

(TOEFL iBT® Home Edition is available)

(TOEFL iBT® 61 IF having SPOT 85 or higher)

Japanese proficiency: JLPT (Optional)

- DEEP:

JLPT N1

IMPORTANT:

Applicants with insufficient language proficiency will be rejected.

*Refer to:

<https://www.insc.tohoku.ac.jp/english/exchange/english-requirement-for-exchange-program/>

IMPORTANT:

Insufficient language proficiency will be met with refusal of application.

English Proficiency *

- Native Speaker
- Currently Studying at the University in the English-speaking country
- Currently enrolling in courses generally instructed in English (at home University)
(Required a proof of your English Proficiency)
- Non-Native Speaker (Required a proof of your English Proficiency)

If you select “Currently enrolling in courses generally instructed in English (at home University)”, “Non-Native Speaker”, you are required to answer following column.

Proof of English Proficiency

* 必須項目

If applicable; if you only have a certificate of N1 for the DEEP application, select "N/A" .If you have an English proficiency score, be sure to register it..

Type of Proof (English) *

IELTS
 TOEFL iBT
 TOEFL PBT
 TOEIC
 CAMBRIDGE
 DAAD Scholarships
 Certificate of Enrollment for English proficiency from your university (If applicants enroll in a course generally instructed in English. Designated form: <https://bit.ly/3pWkf4L>)
 Others N/A
Refer to our website for more information; <https://www.insc.tohoku.ac.jp/english/exchange/english-requirement-for-exchange-program/>

Score / Level (English) *

文字数: 0 / 200

Write a score / level written on your certificate; if answered "Others" , explain its details. If answered "Certificate of Enrollment for English proficiency", write down "Certificate".

Copy of Proof (English) *



ファイルをドラッグ&ドロップするかここをクリックしてください。

File name must be "Language_E.pdf"; File size must be 2MB or less per file.
 アップロードできるファイルの拡張子は .pdf です。ファイルサイズの上限は20MBです。
 PDFのアップロードにつきましては、現在プレビュー機能はありません。
 アップロードフィールドにマウスカーソルを合わせることで、アップロードしたPDFのファイル名を確認できます。
 また提出完了後であれば、出願詳細画面にある「出願データ」ボタンをクリックし、ダウンロード一覧画面より出願データをダウンロードすることで出願内容を確認できます。

Score/Level (English)

Write a score / level written on your certificate; if answered "Others" in the previous question, explain its details. If answered "Certificate of Enrollment for English proficiency from your university" in the previous question, write down "Certificate"

Language Proficiency (Japanese)

* Required

Japanese language proficiency is optional for COLABS applicants.

Japanese Proficiency *

Have a Certificate of Japanese Proficiency
If applicable; if not, select "N/A" N/A

If you select "Have a Certificate of Japanese Proficiency", you are required to answer following column.

Proof of Japanese Proficiency

* Required

Type of Proof (Japanese) *

JLPT Others
If your TOEFL iBT* is between 61-78 and having SPOT 85 or higher, select "Others"

Score / Level (Japanese) *

1

Length of characters : 1 / 200

Write a score / level written on your certificate; if answered "Others" in the previous question, please explain its details here

Copy of Proof (Japanese) *



Drag and drop a file here or click to browse

File name must be "Language_J.pdf"; File size must be 2MB or less per file.
Only files with the extension of .pdf can be uploaded. Files need to be no larger than 20MB.

IMPORTANT:

Applicants with insufficient language proficiency will be rejected.

Academic Transcript

* Required

- File name must be "Transcript.pdf"
- English version/explanation for your grading system required
- Screen-shot images are unacceptable
- File size must be 2MB or less per file
- Make sure that a transcript is available during the screening period if you submit an electronic transcript.
- Your application would be met with refusal in case the electronic transcript expires in the course of the screening process.
- Official academic transcripts of both Undergraduate and Graduate courses are required, with English translations attached if written in another language.

Official Academic Transcripts *



Make sure that your transcript will be available during the entire screening period if you submit an electronic transcript.

Your application will be rejected if the transcript expires during the screening process.

【For IPLA】

Study Plan at Tohoku University

* 必須項目

Desired Term of
Participation *

2026/4 to 2026/8 (Spring Semester only)

Statement of Purpose

* Required

Statement of Purpose *

Write your statement why you would like to study at Tohoku University by participating in IPLA. (250-300 words) *Hit the enter key to feed a new line.

***Write 250–300 words ("Words" mean complete words, e.g. "Apple."
"Character" means single letters, e.g. "A" from "Apple.")**

Should be 250 words or more.

Word count : 0 Length of characters : 0 / 6000

【For COLABS】

*Choose your preferred graduate school from the list (Desired Graduate School), then write the name of the host researcher who has given you their prior consent.

Study Plan at Tohoku University

* 必須項目

Desired Term of Participation *

- 2026/4 to 2026/9 (Spring Semester only)
 2026/4 to 2027/3 (Spring Semester and Fall Semester)

Desired Study Field *

文字数: 0 / 200

Write 2-3 keywords of Desired Research Field

Desired Graduate School

* 必須項目

Graduate School *

- Graduate School of Science Graduate School of Medicine
 Graduate School of Dentistry Graduate School of Pharmaceutical Sciences
 Graduate School of Engineering Graduate School of Agricultural Science
 Graduate School of Information Sciences Graduate School of Life Sciences
 Graduate School of Environmental Studies
 Graduate School of Biomedical Engineering

Desired Host Researcher

* Required

Host Researcher's Name *

SENDAI JIRO

Length of characters: 11 / 200

*Full Name Needed - In order of 'FAMILY First'

Title *

- Professor Associate Professor

Statement of Purpose *

Outline of Your Proposed Research Projects or Research Interests (250 - 400 words) *Hit the enter key to feed a new line.

*Write 250–400 words ("Words" mean complete words, e.g. "Apple."
"Character" means single letters, e.g. "A" from "Apple.")

Length of characters: 430 / 6000

【For JYPE】

Choose your preferred department from the list (Desired Faculty/School at TU) and (Desired Department) in light of the faculty you have chosen, then write the names of the host researchers for your 1st to 3rd preferences. It is strongly recommended that you describe exactly what you have studied so far as well as which field you are interested in, and the specific reasons why you chose those labs when you write your 3 preferred academic advisors' names as well as your Statement of Purpose.

Study Plan at Tohoku University

* 必須項目

Desired Term of Participation *

2026/4 to 2026/9 (Spring Semester only)

Desired Study Field *

文字数: 0 / 200

Write 2-3 keywords of Desired Research Field

Desired Faculty/School at Tohoku University *

Faculty of Science School of Engineering Faculty of Agriculture

Desired Host Researcher (1st Preference)

* Required

Host Researcher's Name (1st Preference) *

Test Host Researcher's Name (1st Preference)

Length of characters: 40 / 200

*Full Name Needed - in order of 'FAMILY First'

Title (1st Preference) *

Professor Associate Professor

Statement of Purpose (1st Preference) *

Write your statement why you would like to do your individual research training with this professor/at this laboratory. (up to 250 words) *Hit the enter key to feed a new line.

*Write up to 250 words ("Words" mean complete words, e.g. "Apple."
"Character" means single letters, e.g. "A" from "Apple.")

Should be 200 words or more.

Word count: 0 Length of characters: 0 / 6000

【For DEEP】

*Choose your preferred department from the list (Desired Faculty/School at TU) and (Desired Department) in light of the faculty you have chosen, then write down the names of the host researchers from your 1st to 3rd preferences as well as your Statement of Purpose.

Study Plan at Tohoku University

* 必須項目

Desired Term of Participation *

- 2026/4 to 2026/9 (Spring Semester only)
 2026/4 to 2027/3 (Spring Semester and Fall Semester)

Desired Study Field *

文字数: 0 / 200

Write 2-3 keywords of Desired Research Field

Desired Faculty/School at TU *

- Faculty of Science School of Medicine School of Dentistry
 Faculty of Pharmaceutical Sciences School of Engineering
 Faculty of Agriculture

Desired Host Researcher (1st Preference)

* 必須項目

Host Researcher's Name (1st Preference) *

文字数: 0 / 200

*Full Name Needed - in order of 'FAMILY First'

Title (1st Preference) *

- Professor Associate Professor

Statement of Purpose (1st Preference) *

Write your statement why you would like to do your individual research training with this professor/at this laboratory. (up to 250 words) *Hit the enter key to feed a new line.

***Write up to 250 words ("Words" mean complete words, e.g. "Apple."
"Character" means single letters, e.g. "A" from "Apple.")**

200 単語以上入力してください。

単語数: 0 文字数: 0 / 6000

IMPORTANT:

Exchange applicants who have a 2.30 out of 3.00 or higher JASSO GPA are eligible for the JASSO scholarship.

If you wish to apply, be sure to read the “[JASSO scholarship information](#)” beforehand.

JASSO Scholarship

* 必須項目

NOTE: We only accept JASSO scholarship applications via this online application system during the application period for the exchange program

How to calculate the JASSO GPA link is the following.

* Japanese citizenship holders cannot apply for this scholarship.

How to calculate JASSO GPA

JASSO GPA *

How to calculate JASSO GPA (<https://bit.ly/3wHfPj5>)

Apply for JASSO scholarship *

Yes No

NOTE: We only accept JASSO scholarship application via this online application system during the application period for exchange program

Reason for not applying *

Awarded Applying Not Applicable / Eligible

if you select "No" in the previous question

Other Scholarship(s) *

Awarded Applying Not Applicable

Name of Scholarship(s) *

文字数: 0 / 200

if you apply for other scholarships

Monthly Stipend (Expected) *

if you apply for other scholarships

Currency of Scholarship Applying/Awarded *

文字数: 0 / 200

e.g. \$,€, JPY etc.

Can you afford JPY 80,000 per month even if you are not awarded JASSO scholarship? *

Yes No

NOTE: An average amount of living cost in Sendai is 80,000 JPY per month.

Export Control

* Required

Do you have contracts with a Government or a entity (*except Japan)? *

Yes No

Do you receive money or other benefits (e.g. Scholarship) from a government? *

Yes No

*This is only applicable if the money or other benefits are provided as personal income. If you plan to receive money or other benefits, please select "Yes".

Money or other benefits (e.g. Scholarship) Name *

Length of characters : 0 / 200

*if you do not receive any money or other benefits, please write down "N/A".

Sources of money or other benefits (e.g. Scholarship) *

Government University Other

N/A (I do not receive any money or other benefits (e.g. Scholarship)).

*if you do not receive any money or other benefits (e.g. Scholarship), please select "N/A".

Write down the name of the sources of money or other benefits (e.g. Scholarship). If you have the website link of it, please tell us too. *

Length of characters : 0 / 200

If you do not receive any money or other benefits, write down N/A.

Photo for Student ID

* 必須項目

Upload a headshot for your student ID at Tohoku.

- File name must be "Photo.jpeg"
- File size must be 2MB or less
- Must be taken within three months
- Must have a plain background with no shadows
- Must be facing forward and not wearing a hat

Photo *



ファイルをドラッグ&ドロップするかここをクリックしてください。

アップロードできるファイルの拡張子は .jpeg .jpg です。ファイルサイズの上限は20MBです。

Pledge of Compliance

* Required

Read and agreed to the below pledge of compliance prior to the application for the Program at Tohoku University:

By applying to one of the Tohoku University's programs (Exchange program/Double Degree program/Joint Education program/short program; hereafter referred to as "the Program"), I hereby promise to adhere to its rules, as per the following. *

Yes

In case of violation of the following, I consent to be disqualified as a student and understand that Tohoku University may cancel its acceptance of my application even after the Program has started. *

Yes

1) I certify that the information provided in this application is true and correct. *

Yes

2) I shall strictly adhere to all Japanese laws and all Tohoku University rules and regulations during the Program. *

Yes

Terms and Conditions

* Required

Read and agreed to the below terms and conditions regarding the application procedures of the Program at Tohoku University:

1) I promise that all information I provide in my application and related materials are true and correct. *

Yes

2) I promise that both during and after my participation in the Program at Tohoku University, I will be enrolled as a full-time undergraduate's/graduate's degree seeking student with excellent grades at my home university. *

Yes

Save and go to next

Click "Save and go to next" after making sure that you have answered all the required questions.

11. First, make sure the Application Form symbol has changed from to after completing your parts (on the application form)

Second, click “Request”

Tohoku University | Global Learning Center | Global Learning Center | Tohoku University Exchange Programs (IPLA/Spring/2026)_demo0916

Progress
1 / 3

Progress of required fields
1 / 3

* indicates a required field.

Prepared by applicant

FY2026 Spring Exchange Application IPLA *

Prepared by person other than applicant

Recommendation Form *

Endorsement Form *

Some field(s) have not been filled in yet.

content confirmation

Recommendation Form

Request

Requirements set by the university

| Type of Recommender / Requestee | Recommender |
|---------------------------------|-------------|
| Required number | 1 |
| Maximum number allowed | 1 |

Request status

| Completion status | Open status | Email address |
|--------------------|-------------|---------------|
| No data to display | | |

Next

12. Select “Recommender” in the Recommenders column.

13. Input your recommender's (academic advisor's) email address in the “Email address of the requestee” field, then double check the email address. If you input the wrong address, your recommender will not receive the request.

14. Click “Request”

Tohoku University | Global Learning Center | Global Learning Center | Tohoku University Exchange Programs (IPLA/Spring/2026)_demo0916

Progress
1 / 3

Progress of required fields
1 / 3

* indicates a required field.

Prepared by applicant

FY2026 Spring Exchange Application IPLA *

Prepared by person other than applicant

Recommendation Form *

Endorsement Form *

Some field(s) have not been filled in yet.

content confirmation

Recommendation Form

* Required

Type of Recommender / Requestee *
Recommender

Email address of the requestee *
Your_Recommenders_Email_Address@grp.tohoku.ac.jp

Request

[Terms and conditions](#) [Recommended environment](#) [Handling of personal information](#) [White paper](#) [Delete Account](#) [help center](#)
© 2019 TAO Inc. All rights reserved

※Your recommender's (academic advisor's) E-mail address at your home university, NOT yours.
※studyab@grp.tohoku.ac.jp is not your recommender E-mail address.

15. "Request status" tells you whether your recommender has completed your request or not. If your recommender does not complete it within a few days, we recommend you remind them since you cannot move on until the recommender completes their part.

Tohoku University | Global Learning Center | Global Learning Center | Tohoku University Exchange Programs (IPLA/Spring/2026)_demo0916

Progress
1 / 3

Progress of required fields
1 / 3

* indicates a required field.

Prepared by applicant

FY2026 Spring Exchange Application IPLA *

Prepared by person other than applicant

Recommendation Form *

Endorsement Form *

Some field(s) have not been filled in yet.

content confirmation

Requirements set by the university

| Type of Recommender / Requestee | Recommender |
|---------------------------------|-------------|
| Required number | 1 |
| Maximum number allowed | 1 |

Request status

| Completion status | Open status | Email address | |
|-------------------|-------------|--|-----------------------------------|
| Request canceled | Unopened | Your_Recommenders_EMail_Address@grp.tohoku.ac.jp | |
| Not submitted | Unopened | studyab@tohoku.ac.jp | Cancel my request |

Next

16. You will receive an automated email from TAO after your recommender has completed your request. Click the link to check the request status.

[The Admissions Office] Notification: Recommendation Form submitted

External Inbox x 個人宛 x



no-reply@admissions-office.net
to me

2:28 PM (0 minutes ago)



Translate to Japanese

Dear

Study Ab has submitted the following document for your application to Tohoku University | Global Learning Center | Global Learning Center | Tohoku University Exchange Programs (IPLA/Spring/2026)_demo0916.

- Document: Recommendation Form

To check the status, please access the link below.

https://admissions-office.net/en/applicant/entries/177248/recruitment_recommendation_steps/6738

This is an automated email from "The Admissions Office" (TAO).

If you are not the intended recipient of this message or if you have any questions regarding its content, Please reach out to the email address below.

▼ Contact Information

Incoming Student Exchange Section, Student Exchange Division, Tohoku University
studyab@grp.tohoku.ac.jp

17. Make sure the symbol next to “Recommendation Form” under “prepared by person other than applicant” has changed from to , then click “ Endorsement Form” or “Next” to perform the next step.

Tohoku University | Global Learning Center | Global Learning Center | Tohoku University Exchange Programs (IPLA/Spring/2026)_demo0916

Progress
2 / 3

Progress of required fields
2 / 3

* indicates a required field.

Prepared by applicant

FY2026 Spring Exchange Application IPLA *

Prepared by person other than applicant

Recommendation Form *

Endorsement Form *

Requirements set by the university

| Type of Recommender / Requestee | Recommender |
|---------------------------------|-------------|
| Required number | 1 |
| Maximum number allowed | 1 |

Request status

| Completion status | Open status | Email address |
|-------------------|-------------|--|
| Request canceled | Unopened | Your_Recommenders_Email_Address@grp.tohoku.ac.jp |
| Request canceled | Unopened | studyab@tohoku.ac.jp |
| Submitted | Opened | studyab@grp.tohoku.ac.jp |

Some field(s) have not been filled in yet.

content confirmation

29

Next

18. Click “Request”

Tohoku University | Global Learning Center | Global Learning Center | Tohoku University Exchange Programs (IPLA/Spring/2026)_demo0916

Progress
2 / 3

Progress of required fields
2 / 3

* indicates a required field.

Prepared by applicant

FY2026 Spring Exchange Application IPLA *

Prepared by person other than applicant

Recommendation Form *

Endorsement Form *

Some field(s) have not been filled in yet.

content confirmation

Endorsement Form

Requirements set by the university

| | |
|---------------------------------|----------------------|
| Type of Recommender / Requestee | Exchange Coordinator |
| Required number | 1 |
| Maximum number allowed | 1 |

Request status

| Completion status | Open status | Email address |
|--------------------|-------------|---------------|
| No data to display | | |

Request

Next

19. Select “Endorsement Form” under “prepared by person other than applicant”.

20. Input your coordinator's email address in the “Email address of the requestee” field, then double check the email address. If you input the wrong address, your recommender will not receive the request.

21. Click “Request”

Tohoku University | Global Learning Center | Global Learning Center | Tohoku University Exchange Programs (IPLA/Spring/2026)_demo0916

Progress
2 / 3

Progress of required fields
2 / 3

* indicates a required field.

Prepared by applicant

FY2026 Spring Exchange Application IPLA *

Prepared by person other than applicant

Recommendation Form *

Endorsement Form *

Endorsement Form

Type of Recommender / Requestee *
Exchange Coordinator

Email address of the requestee *
Your_Exchange_Coordinators_EMail_Address@grp.tohoku.ac.jp

Request

Terms and conditions Recommended environment Handling of personal information White paper Delete Account help center
© 2019 TAO Inc. All rights reserved

※Your Exchange Coordinator’s email address at your home university, NOT yours. We recommend you ask your exchange coordinator which email address should be registered.
※studyab@grp.tohoku.ac.jp is not your coordinator’s E-mail address.

22. Request status tells you whether your exchange coordinator has completed your request or not. If your exchange coordinator does not complete it within a few days, we recommend you reminding them since you cannot move on until the exchange coordinator completes their part.

Tohoku University | Global Learning Center | Global Learning Center | Tohoku University Exchange Programs (IPLA/Spring/2026)_demo0916

Progress
2 / 3

Progress of required fields
2 / 3

* indicates a required field.

Prepared by applicant

FY2026 Spring Exchange Application IPLA *

Prepared by person other than applicant

Recommendation Form *

Endorsement Form *

Some field(s) have not been filled in yet.

content confirmation

Endorsement Form

You have reached the maximum number of requests allowed.

- To make a request to another recommender / requestee, you must cancel one of the current requests.

Requirements set by the university

| Type of Recommender / Requestee | Exchange Coordinator |
|---------------------------------|----------------------|
| Required number | 1 |
| Maximum number allowed | 1 |

Request status

| Completion status | Open status | Email address | |
|-------------------|-------------|---|-----------------------------------|
| Not submitted | Unopened | Your_Exchange_Coordinators_EMail_Address@grp.tohoku.ac.jp | Cancel my request |

23. You will receive an automated email from TAO after your exchange coordinator has completed your request. Click the link to check the status.

[The Admissions Office] Notification: Endorsement Form submitted

External | Inbox x | 個人宛 x

no-reply@admissions-office.net | 2:55 PM (3 minutes ago)

to me

[Translate to Japanese](#)

Dear [Redacted]

Study Ab has submitted the following document for your application to Tohoku University | Global Learning Center | Global Learning Center | Tohoku University Exchange Programs (IPLA/Spring/2026)_demo0916.

- Document: Endorsement Form

To check the status, please access the link below.
https://admissions-office.net/en/applicant/entries/177248/recruitment_recommendation_steps/6739

=====

This is an automated email from "The Admissions Office" (TAO).
 If you are not the intended recipient of this message or if you have any questions regarding its content, Please reach out to the email address below.

▼ Contact Information
 Incoming Student Exchange Section, Student Exchange Division, Tohoku University
studyab@grp.tohoku.ac.jp

=====

24. Make sure the symbol next to "Endorsement Form" form has changed from to , then click "content confirmation" to complete your application.

Tohoku University | Global Learning Center | Global Learning Center | Tohoku University Exchange Programs (IPLA/Spring/2026)_demo0916

Progress

3 / 3 

Progress of required fields

3 / 3 

* indicates a required field.

Prepared by applicant

FY2026 Spring Exchange Application IPLA *

Prepared by person other than applicant

Recommendation Form *

Endorsement Form *

You can now submit your application.

content confirmation

Endorsement Form

Requirements set by the university

Type of Recommender / Requestee Exchange Coordinator

Required number 1

Maximum number allowed 1

Request status

| Completion status | Open status | Email address |
|-------------------|-------------|---|
| Request canceled | Unopened | Your_Exchange_Coordinators_Email_Address@grp.tohoku.ac.jp |
| Submitted | Opened | studyab@grp.tohoku.ac.jp |

Next

25. After checking the documents, click the column " Yes, I have checked." Then, click "Complete my application".

Tohoku University | Global Learning Center | Global Learning Center | Tohoku University Exchange Programs (IPLA/Spring/2026)_demo0916

Progress

3 / 3 

Progress of required fields

3 / 3 

* indicates a required field.

Prepared by applicant

FY2026 Spring Exchange Application IPLA *

Prepared by person other than applicant

Recommendation Form *

Endorsement Form *

You can now submit your application.

content confirmation

Confirmation of contents

Application form

You can check the application documents here.

- FY2026 Spring Exchange Application IPLA

Documentation Request Form

You can check the application documents here.

- Recommendation Form
- Endorsement Form

All data will become uneditable once you complete your application.

* Documents added after submission are not included. However, if the added documents require requesting other documents, you will not be able to make the request.

Please ensure once again that all of the fields are filled in properly.

Once you are absolutely sure, go ahead and press the "Complete my application" button.

Yes, I have checked.

Continue editing

Complete my application

26. After ticking “Apply after you review the above”, click “Yes”, then, your application has been completed.

Complete my application

[Note]
All data will become uneditable after the completion of application.

* Documents added after submission are not included. However, if the added documents require requesting other documents, you will not be able to make the request.
Please check again if all entries are completed.

Apply after you review the above

Cancel Yes

!ATTENTION!

If you fail to press the “Yes” button by the deadline, the application will NOT be submitted.

Progress
3 / 3

Progress of required fields
3 / 3

* indicates a required field.

Prepared by applicant

FY2026 Spring Exchange Application IPLA *

Prepared by person other than applicant

Recommendation Form *

Endorsement Form *

Application completed National

Tohoku University Exchange Programs (IPLA/Spring/2026)_demo0916

View my screening results

Download my application documents

Message

Application details

| | |
|----------------------------|--------------------------|
| Beginning of application | 09-16-2025 11:05:00(JST) |
| Application Deadline | 09-30-2025 09:00:00(JST) |
| Month and year of entrance | 04/2026 |
| Examination date/time | N/A |
| Examination location | N/A |
| Examination fee (JPY) | |

The date format for the following item(s) is "MM-DD-YYYY": Beginning of application, Application Deadline

27. You will receive a confirmation email from TAO after your application has been completed

[The Admissions Office] Notification: Your application to Tohoku University Global Learning Center Global Learning Center Tohoku University Exchange Programs (IPLA/Spring/2026)_demo0916 completed 外部 受信トレイ 個人宛

no-reply@admissions-office.net

11:24 (0 分前)

To 自分

Dear [redacted]

Your application to Tohoku University Global Learning Center Global Learning Center Tohoku University Exchange Programs (IPLA/Spring/2026)_demo0916 has been completed.

<https://admissions-office.net/en/applicant/entries/177248>

This is an automated email from "The Admissions Office (TAO)".
If you are not the intended recipient of this message or you have any questions regarding its content,
Please reach out to the email address below.

▼ Contact Information

Incoming Student Exchange Section, Student Exchange Division, Tohoku University
studyab@grp.tohoku.ac.jp



The Admissions Office
Offering the chance of studying from the world

Search schools Admission Schemes Profile Applications Favorites Message

Tohoku University | Global Learning Center | Global Learning Center | Tohoku University Exchange Programs (IPLA/Spring/2026)_demo0916

Application completed National

Tohoku University Exchange Programs (IPLA/Spring/2026)_demo0916

✓ View my screening results Download my application documents Message

Application details

| | |
|----------------------------|--------------------------|
| Beginning of application | 09-16-2025 11:05:00(JST) |
| Application Deadline | 09-30-2025 09:00:00(JST) |
| Month and year of entrance | 04/2026 |
| Examination date/time | N/A |
| Examination location | N/A |
| Examination fee (JPY) | |

The date format for the following item(s) is "MM-DD-YYYY": Beginning of application, Application Deadline

Progress 3 / 3
Progress of required fields 3 / 3
* indicates a required field.

Prepared by applicant
✓ FY2026 Spring Exchange Application IPLA *

Prepared by person other than applicant
✓ Recommendation Form *
✓ Endorsement Form *

28. You can confirm which applications you have completed

My applications

Incomplete

Completed

| Application status | Application ID | Admission Scheme | Application Deadline | Message |
|--------------------------------|----------------|---|---------------------------------------|------------------------|
| ☆ Application completed | 177248 | Tohoku University Global Learning Center Global Learning Center Tohoku University Exchange Programs (IPLA/Spring/2026)_demo0916 | 09/30/2025 09:00(JST)(12 day(s) left) | Unread: 0 message(s) > |

29. You can check your examinee number from “Show examinee slip” after you have been assigned a number. Be advised that the Examinee number will be numbered after the application deadline so you can check your number after around the deadline.

Application completed National

Tohoku University Exchange Programs (IPLA/Spring/2026) 20XX

Show examinee slip

View my screening results

Download my application documents

Message

Examinee number: EXIPLA2600

Application details

Beginning of application 16-2025 11:05:00(JST)

Application Deadline 30-2025 09:00:00(JST)

Month and year of entrance 2026

Examination date/time

Examination location

Examination fee (JPY)

The date format for the following item(s) is "MM-DD": Beginning of application, Application Deadline

Examinee Slip for Tohoku University Exchange Programs (IPLA/Fall/2025)

Print

Examinee number EXIPLA260001

Examinee name